






STAR LINK IT

# 19" Rack Mounted Networking Cabinet Series



www.starlinkit.com	Model	Size	Description	Door Options
	WB-SC-A-6618	W600*D600*18U	▼ <b>Heavy duty floor rack</b> ▼ Arc vented front/rear doors enable ventilation and reliable operation, <b>80-85% ventilation rate</b> . ▼ Swiveling wheels and legs can be jointly installed to withstand up to <b>1500kg maximum static load</b> . ▼ Several lockable wiring holes on top/bottom, size can be adjusted. ▼ Front/rear/side doors can be assembled easily, <b>side panels double section with fasteners</b> ▼ Operation installation of base enables the rack to stay in a fixed position with meeting requirement of customers, <b>1070mm depth rack including 2 vertical organization for cabling</b> ▼ Large draught area: over 4500 square cm regarding 42U network cabinet. ▼ Thickness: 1.2mm for the body, 2.0mm for the 19" rails ▼ <b>Standard allocations</b>	■ Vented door ■ Wave vented door ■ Single & dual vented door ■ Metal Door
	WB-SC-A-6818	W600*D800*18U		
	WB-SC-A-6627	W600*D600*27U		
	WB-SC-A-6827	W600*D800*27U		
	WB-SC-A-6632	W600*D600*32U		
	WB-SC-A-6832	W600*D800*32U		
	WB-SC-A-6642	W600*D600*42U		
	WB-SC-A-6842	W750*D800*42U		
	WB-SC-A-6042	W750*D1070*42U		
	WB-SC-A-8842	W800*D800*42U		
	WB-SC-B-6618	W600*D600*18U	▼ <b>Nine folded type floor rack</b> ▼ Single front vented door, rear dual vented doors, <b>75-80% ventilation rate</b> ▼ Adjustable feet and heavy duty castors are available simultaneously. ▼ Cable entry on the top cover and bottom panel with adjustable sizes. ▼ Optional installation of plinth to enable cabinets fixation, under-base cable entry/ventilation. ▼ Removable side panels to maintain easily. ▼ <b>Static loading up to 800-1000kgs</b> ▼ Thickness: 1.2mm for the body, 2.0mm for the 19" rails ▼ <b>Standard allocations</b>	■ Vented door ■ Wave vented door ■ Single & dual vented door ■ Metal door
	WB-SC-B-6818	W600*D800*18U		
	WB-SC-B-6627	W600*D600*27U		
	WB-SC-B-6827	W600*D800*27U		
	WB-SC-B-6632	W600*D600*32U		
	WB-SC-B-6832	W600*D800*32U		
	WB-SC-B-6642	W600*D600*42U		
	WB-SC-B-6842	W600*D800*42U		
	WB-SC-B-6042	W600*D1000*42U		
	WB-SC-B-8842	W800*D800*42U		
	WB-SC-B-6647	W600*D600*47U		
	WB-SC-B-8847	W800*D800*47U		
	WB-SC-D-6618	W600*D600*18U	▼ Normal type, the difference is <b>single front arc wave and single vented door, rear dual vented doors</b> ▼ Adjustable feet and heavy duty castors are available simultaneously. ▼ Cable entry on the top cover and bottom panel with adjustable sizes. ▼ Optional installation of plinth to enable cabinets fixation, under-base cable entry/ventilation ▼ <b>Static loading from 600-800kgs</b> ▼ Removable side panels to maintain easily. ▼ Optional accessories for fan unit, fixed shelf, sliding shelf, PDU and cable manager ect. ▼ Thickness: 1.2mm for the body, 2.0mm for the 19" rails	■ Vented door ■ Wave vented door ■ Single & dual vented door ■ Metal door ■ Single & dual open glass door
	WB-SC-D-6818	W600*D800*18U		
	WB-SC-D-6627	W600*D600*27U		
	WB-SC-D-6827	W600*D800*27U		
	WB-SC-D-6632	W600*D600*32U		
	WB-SC-D-6832	W600*D800*32U		
	WB-SC-D-6642	W600*D600*42U		
	WB-SC-D-6842	W600*D800*42U		
	WB-SC-D-6042	W600*D1000*42U		
	WB-SC-D-8842	W800*D800*42U		
	WB-SC-D-6647	W600*D600*47U		
	WB-SC-D-8847	W800*D800*47U		

www.starlinkit.com	Model	Size	Description	Door Options
	WB-SC-E-6618	W600*D600*18U	▼ <b>Nine folded type floor rack</b>	<ul style="list-style-type: none"> <li>■ Vented door</li> <li>■ Wave vented door</li> <li>■ Single &amp; dual vented door</li> <li>■ Metal door</li> <li>■ Single &amp; dual open glass door</li> </ul>
	WB-SC-E-6818	W600*D800*18U	▼ <b>The flash light is 3 divided front arc shape vented doors, rear vented door with handle locks</b>	
	WB-SC-E-6627	W600*D600*27U	▼ Adjustable feet and heavy duty castors are available simultaneously.	
	WB-SC-E-6827	W600*D800*27U	▼ Cable entry on the top cover and bottom panel with adjustable sizes.	
	WB-SC-E-6632	W600*D600*32U	▼ Optional installation of plinth to enable cabinets fixation, under-base cable entry/ventilation	
	WB-SC-E-6832	W600*D800*32U	▼ <b>Static loading 800-1000kgs</b>	
	WB-SC-E-6642	W600*D600*42U	▼ Removable side panels to maintain easily.	
	WB-SC-E-6842	W600*D800*42U	▼ Optional accessories for fan unit, fixed shelf, sliding shelf, PDU and cable manager ect	
	WB-SC-E-6042	W600*D1000*42U	▼ Thickness: 1.2mm for the body, 2.0mm for the 19" rails.	
	WB-SC-E-8842	W800*D800*42U		
	WB-SC-E-6647	W600*D600*47U		
	WB-SC-E-8847	W800*D800*47U		
	WB-NC-A-6618	W600*D600*18U	▼ <b>Normal type, but our best sales and famous type</b>	<ul style="list-style-type: none"> <li>■ Vented door</li> <li>■ Wave vented door</li> <li>■ Single &amp; dual vented door</li> <li>■ Metal door</li> <li>■ Single &amp; dual open glass door</li> </ul>
	WB-NC-A-6818	W600*D800*18U	▼ Digital temperature controller.	
	WB-NC-A-6627	W600*D600*27U	▼ <b>Front door metal panel with vented holes for ventilation</b>	
	WB-NC-A-6827	W600*D800*27U	▼ Adjustable feet and heavy duty castors are available simultaneously.	
	WB-NC-A-6632	W600*D600*32U	▼ Cable entry on the top cover and bottom panel with adjustable sizes.	
	WB-NC-A-6832	W600*D800*32U	▼ Optional installation of plinth to enable cabinets fixation, under-base cable entry/ventilation.	
	WB-NC-A-6642	W600*D600*42U	▼ Static loading 600-800kgs	
	WB-NC-A-6842	W600*D800*42U	▼ Efficient and reliable cabinet connection by baying kit.	
	WB-NC-A-6042	W600*D1000*42U	▼ Removable side panels to be maintained easily.	
	WB-NC-A-8842	W800*D800*42U	▼ Thickness: 1.2mm for the body, 2.0mm for the 19" rails	
	WB-NC-A-6647	W600*D600*47U		
	WB-NC-A-8847	W800*D800*47U		
	WB-NC-04RD6618	W600*D600*18U	<b>US type the rack</b> , 19" international structure, R.E model	<ul style="list-style-type: none"> <li>*Top with 2 fans for 600x600mm; 600x80mm; 4 fans for 800x800mm 800x1000mm fan size: 120*120*38 mm;</li> </ul>
	WB-NC-04RD6622	W600*D600*22U	front perspex door (round margin), windows type with handle lock.	
	WB-NC-04RD6627	W600*D600*27U	Inner stiffener make front door stronger and used without shaking;	
	WB-NC-04RD6632	W600*D600*32U	Plain door border;	
	WB-NC-04RD6637	W600*D600*37U	Door edge with "Insert tongue" for door level keeping, make body more steady and exquite;	
	WB-NC-04RD6642	W600*D600*42U	Easy-removable door hinges with 210 degree operation angle, can be used on either side;	
	WB-NC-04RD6647	W600*D600*47U	Rear solid metal doors with small round lock for operation;	
	WB-NC-04RD6642	W600*D600*42U	Swiveling wheels and adjustable feet can be jointly together;	
WB-NC-04RD6642	W600*D600*42U	Removable side panels with plastic fasteners for easy operation, lock is for options;		
WB-NC-04RD6042	W600*D1000*42U	RU marked 2.0mm(11 gauge) mounting profile was painted by electro coating;		
WB-NC-04RD6042	W600*D1000*42U	Cover with fan guard&filter for dust-proof;		
WB-NC-04RD8042	W800*D1000*42U	Several lockable wiring entrances on top/bottom, size of the large hole at the bottom adjustable; Mounting profile: 2.0mm, Top & Bottom panel/Front/rear/side panel : 1.2mm; the support beam: 1.5mm		



STAR LINK IT

# 19" Rack Mounted Networking Cabinet Series

www.starlinkit.com		Model	Size	Description	Door Options
	WB-NC-C-6618	W600*D600*18U	▼ Normal type, grey color priority	▼ Reliable structure, static loading capacity 600-800kg (Optional castors and plinth); ▼ Adjustable feet and heavy duty castors are available simultaneously, moving convenience, fixing reliable; ▼ Toughened glass front door, excellent and elegant exterior design, steel rear door, exterior door hinge with 180 degrees, the door can be opened to 180 degrees though connected, easily assembled and operated; ▼ Optional cable entry on top cover and bottom panel, removable front & rear door and side panel facility, ventilation and rat-proof on the bottom ▼ Thickness: 1.2mm for the body, 2.0mm for the 19" rails	■ Vented front door and rear solid metal door ■ Wave vented door ■ Single & dual vented door ■ Single & dual toughened glass door
	WB-NC-C-6818	W600*D800*18U			
	WB-NC-C-6627	W600*D600*27U			
	WB-NC-C-6827	W600*D800*27U			
	WB-NC-C-6632	W600*D600*32U			
	WB-NC-C-6832	W600*D800*32U			
	WB-NC-C-6642	W600*D600*42U			
	WB-NC-C-6842	W600*D800*42U			
	WB-NC-C-6042	W600*D1000*42U			
	WB-NC-C-8842	W800*D800*42U			
	WB-NC-C-6647	W600*D600*47U			
	WB-NC-C-8847	W800*D800*47U			
	WB-NC-D-6618	W600*D600*18U	▲ New design for the front door metal panel, more and more popular in cabling market.	▲ Reliable structure, static loading capacity: 600-800KG (Optional castors and plinth) ▲ Adjustable feet and castors are available, moving conveniently, and fixing reliably. ▲ Baying together easy, quickly efficiently and firmly. ▲ Blue or green decoration beading for the glass door looks more attractive. ▲ International popular tempered glass front door with new metal panel design, solid steel rear door or single perforated door or double perforated doors. ▲ Flat package will save more space and freight cost, we will supply assembling manual, assembling easily. ▲ Optional cable entry on top cover and bottom panel, removable Front & rear door and side panel facility, ventilation and rat-proof on the bottom.	■ Vented front door and rear solid metal door ■ Wave vented door ■ Single & dual vented door ■ Single & dual toughened glass door
	WB-NC-D-6818	W600*D800*18U			
	WB-NC-D-6627	W600*D600*27U			
	WB-NC-D-6827	W600*D800*27U			
	WB-NC-D-6632	W600*D600*32U			
	WB-NC-D-6832	W600*D800*32U			
	WB-NC-D-6642	W600*D600*42U			
	WB-NC-D-6842	W600*D800*42U			
	WB-NC-D-6042	W600*D1000*42U			
	WB-NC-D-8842	W800*D800*42U			
	WB-NC-D-6647	W600*D600*47U			
	WB-NC-D-8847	W800*D800*47U			

## More models can be added upon request

- Notes:**
1. both floor and wall cabinets can be assembled and flat packing;
  2. both floor and wall cabinets can have different door options;
  3. modifications and improvements: A: earth wire; B: expanse bolts for wall cabinet; C: all floor cabinet side panels have air circling area; D: all floor cabinet side panels have steady pins to avoid shape or gap;
  4. accessories option: A: varies shelves and trays; B: varies cable managers; C: temperature sensor controller; D: beading decoration